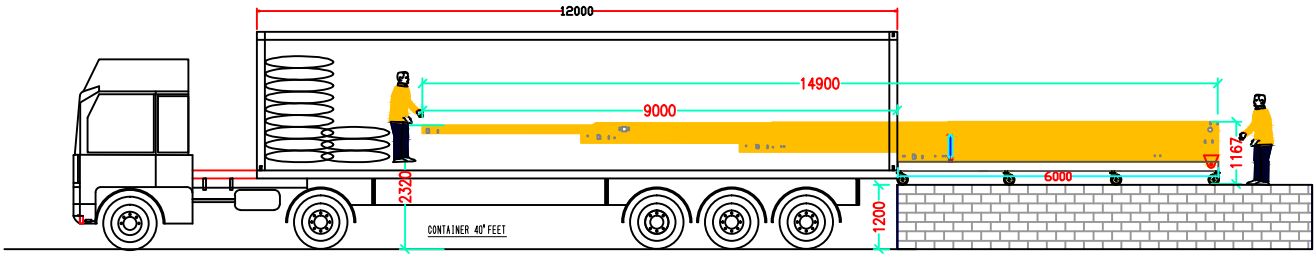
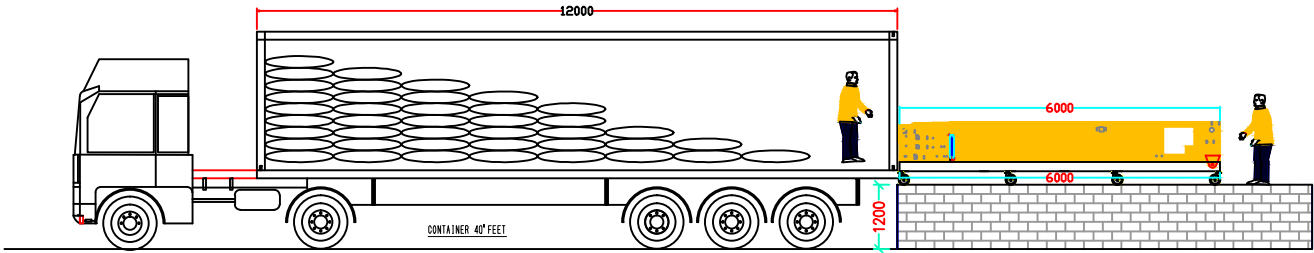


MMC TELESCOPIC 4 STAGE

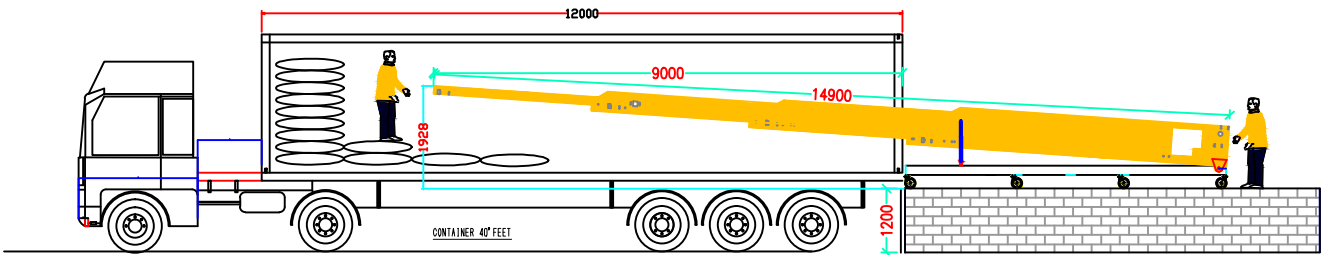
MMC TELESCOPIC 4 STAGE OPEN BOOM POSITION



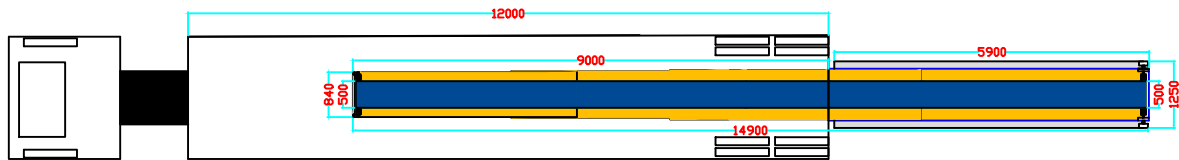
MMC TELESCOPIC 4 STAGE CLOSE BOOM POSITION



MMC TELESCOPIC 4 STAGE OPEN PISTON POSITION



MMC TELESCOPIC 4 STAGE OPEN BOOM TOP VIEW



MMC TELESCOPIC 4 STAGE CLOSE BOOM TOP VIEW





www.truckloader.in

MM CONSULTANCY SERVICES, DEWAS		
S.NO.	TECHNICAL SPECIFICATION	MM CONSULTANCY
1	MODEL	MMC TELESCOPIC 4 STAGE
2	CHASSIS I BEAM	<6000X81250X175MM>
3	TOTAL OPEN LENGTH	14900MM
4	CONVEYOR WIDTH	1000MM
5	TRUCK PENETRATION	30FT
6	ELEVATION	6FT
7	LOAD CAPACITY	50KG/MTR
8	DRIVE MOTOR	5HP - MAIN BOOM 2HP- TELESCOPIC BRAKE MOTOR 2HP- POWER PACK
9	MOBILITY	SUPD WHEELS 8"
10	BELT WIDTH	500MM